



BMW 116i F20 FMDV28 FITTING INSTRUCTIONS



Please thoroughly read through and familiarise yourself with these instructions in their entirety prior to beginning any part of the installation process of any component. Please also ensure the vehicle and engine has cooled down sufficiently to avoid risking possible skin burns or other injury.

TOOLS NEEDED:


10mm socket with extension

Flat bladed screwdriver/Trim Removal Tool


T30 Torx Drive

Side cutters

1. Open the Bonnet of the vehicle and locate the valve as pictured below.



2. Using a T30 Torx drive remove three fasteners that hold the OEM valve in position and disconnect the wiring loom.



3. Place the O-rings provided into the Forge Motorsport valve before installing into position on the turbo.



4. Remove the engine cover by pulling in an upwards motion being careful not to rip the vacuum hose that is located on the underside to the rear of the engine cover.



5. Locate the map sensor on the left hand side of the engine fastened to the inlet manifold beneath the side of the ECU.




- Using a 8mm socket and drive remove the fastener that holds the map sensor in position.




- Remove the map sensor and place the vacuum take off block in its position with the map sensor placed into the forge take off block, the ecu tray may need lifting slightly to fit both parts into situ.



8. Attach the vacuum tube to the nipple of the vacuum take off block and using the m5 x 35mm screw provided tighten in position.



9. Plug the oem wiring loom into the supplied forge motorsport wiring loom.
10. Route the vacuum hose to the boost solenoid provided and cut the tube to length attaching the vacuum hose to the solenoid as per the diagram pictured below.



11. Using the cable ties provided fasten the vacuum hose to the surrounding hoses being careful not to over tighten the cable ties avoiding any pinches.

12. Refit the engine cover and your installation is complete.



Check out WWW.FORGEMOTORSPORT.CO.UK and
WWW.FORGEMOTORSPORT.COM

For a full range of performance products for your vehicle.

As always, with any questions or concerns about this product or anything else, please feel free to contact your local or preferred Forge Motorsport Dealer/Installer, or you may contact us directly.

Forge Motorsport UK – (+44)1 452 380 999/info@forgemotorsport.co.uk

Forge Motorsport US – (407)-447-5363/sales@forgemotorsport.com



www.facebook.com/forgemotorsport



[@forgemotorsport](https://twitter.com/forgemotorsport)



[@forgemotorsport](https://www.instagram.com/forgemotorsport)